


Remote Mount Start/Stop Switch Box

Product Description

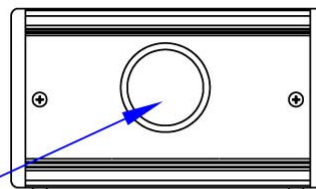
SmartMove® Conveyors are pre-wired to accept this remote mountable start or stop control switch box. When connected to the motor controller box, operators can start or stop the conveyor belt from the location of the switch box. Available in Momentary or Maintained Contact. (Cord Length 9' unless otherwise specified.) Comes with hardware to attach to conveyor "T" slot sideframe.

Unlike our Remote Mount Emergency Stop box which shuts off power to the motor controller and may allow the belt to coast to a stop, this device activates an internal logic circuit inside the motor controller to dynamically stop the belt. This can be used to control delivery, move products away or space products on the line. This device can also be used (with optional adapter) in conjunction with the Photoelectric Sensor.

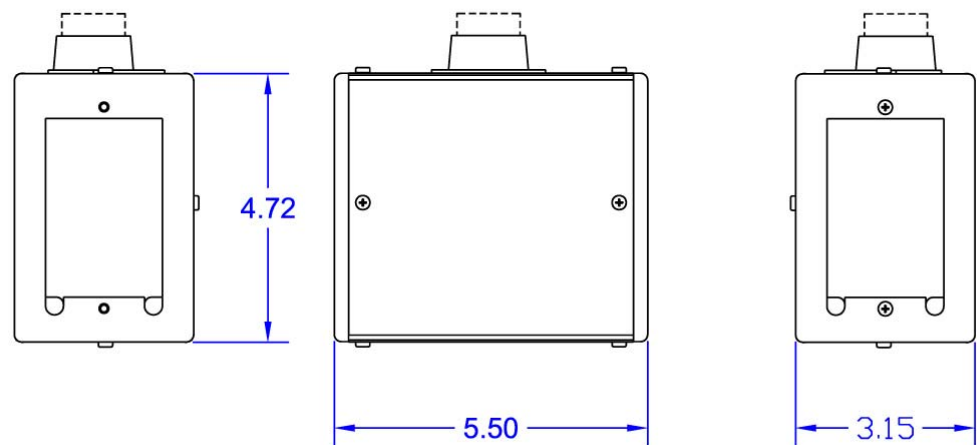


Switch Options

1. Momentary Start - Conveyor runs while button is depressed.
Flush Green Push Button
2. Momentary Stop - Conveyor stops while button is depressed.
Flush Green Button
3. Maintained Start/Stop - Flips from Run to Stop.
Raised Green Button



START/STOP SWITCH
MOMENTARY OR MAINTAINED



Phone: 800-581-2876 Fax: 508-679-5204 e-mail: sales@4smartmove.com

Please visit our website at www.4smartmove.com for pricing, videos, cad drawings, accessories, manuals and more...

PLEASE SAVE WITH OWNERS MANUAL